

Product Information:

Anchor Extreme 294

Styrenefree reactive resin mortar.

General description & applications:

Anchor Extreme 294 is a styrene free mortar of high quality for chemical mounting of treaded rods in various building materials.

*Anchor Extreme 294 secures a high load.
The special cartridge secures an easy and fast mixture of the product.*

Anchor Extreme 294 can be used in building materials of cracked and non-cracked concrete, light concrete etc.

The product is registered in the database for construction products that can be included in the Nordic Ecolabelled construction.

The product is approved according to:



Physical / chemical data:

Adhesive:

Type: *Chemical curing, 2-component, styrene free*
 Consistency: *Paste*
 Durability: *18 months in an unopened package when stored dry and cool.*
 Packaging:

Item no.	Size		Colour
29433	300 ml	10 cartridges per box	Grey

Cured adhesive:

Tensile Strength: *See table page 3*
 Elongation at break: *See table page 3*
 Resistance: *Temperature: up to +80 °C, short term up to +120 °C
 Climatic ageing: good
 Chemical resistance: high*



Instructions for concrete & solid stone:

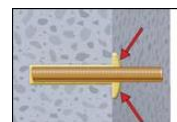
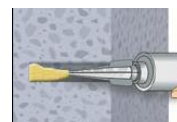
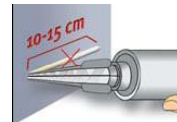

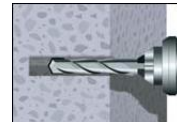
Use: Heavy load-carrying attachments in solid stone, concrete, porous concrete and light concrete
Suitable for attachment points close to the edge, since anchoring is free of expansion forces
Also suitable as repair mortar or adhesive mortar for concrete components. Attachment of anchor rods, threaded collars, reinforcement bars, profiles etc.

Benefits: Can be used in various solid stones, Galvanised steel, stainless steel, high-corrosion-resistant steel. Cartridge can be used up to the end of the validity date by replacing the static mixer or resealing cartridge with the sealing cap. Water-impermeable joint, i.e. no water can penetrate into the hole at the side of the adhesive compound. Accurate dosage of the compound by means of scaling.

Temperature: Anchor Extreme 294 can be applied in temperatures from +5 °C (air and material) – see curing process table on page 2.
The temperature of the cartridge must be min. +5 °C. max. +25 °C.

Application:

1. Drill hole with percussion drill
2. Clean drill hole (blow out: 4x, brush out: 4x, blow out: 4x)
3. Screw mixer to cartridge
4. Squeeze out and discard approx. 10 cm of compound before use
5. Starting from the back end, fill hole completely with mortar
6. Push anchor up to base of hole whilst turning it slightly
7. Visual check of mortar
8. Observe curing time
9. Install component, apply torque



Performance data / standard applikationer for standard concrete:

Injection system Anchor Extreme 294 with threaded rod class 5.8

Highest allowable force for an anchor in concrete C20/25.

By dimensioning approval documents ETA-11/2017 is mandatory.

Thread type (5.8)	Min. effective anchor depth $h_{ef,min}$ [mm]	Min. effective anchor depth $h_{ef,max}$ [mm]	Min building part depth h_{min} [mm]	Max Torque $T_{inst,max}$ [Nm]	Cracked Concrete				Non-cracked concrete			
					Allowable force N_{perm} [kN]	Allow. Transverse Force V_{perm} [kN]	Min mutual distance S_{min} [mm]	Min distance to edge C_{min} [mm]	Allowable force N_{perm} [kN]	Allow. Transverse Force V_{perm} [kN]	Min mutual distance S_{min} [mm]	Min distance to edge C_{min} [mm]
M6	50	100	102	5,0					3,4	2,9	40	40
		72	102	5,0					4,8	2,9	40	40
M8	60	100	100	10,0					6,6	5,1	40	40
		160	190	10,0					8,7	5,1	40	40
M10	60	100	100	20,0	4,5	8,6	45	45	8,2	8,6	45	45
		200	230	20,0	13,8	8,6	45	45	13,8	8,6	45	45
M12	70	100	100	40,0	6,3	12,0	55	55	11,5	12,0	55	55
		240	270	40,0	20,1	12,0	55	55	20,1	12,0	55	55
M16	80	116	116	60,0	9,6	22,3	65	65	14,3	22,3	65	65
		320	356	60,0	37,4	22,3	65	65	37,4	22,3	65	65
M20	90	138	138	120,0	12,2	29,3	85	85	17,1	34,9	85	85
		400	448	120,0	54,9	34,9	85	85	58,3	34,9	85	85
M24	96	152	152	150,0					18,8	45,2	105	105
		480	536	150,0					84,0	50,9	105	105
M27	108	168	168	200,0					22,5	54,0	125	125
		540	600	200,0					109,3	65,7	125	125
M30	120	190	190	300,0					26,3	63,2	140	140
		600	670	300,0					133,6	80,6	140	140

Curing Process

Temperature in material/cartridge	Working time (min)	Curing completed. Dry material (min/hours)	Curing completed. Wet material (min/hours)
+5/5°C	15	1,5 h.	3 h.
+10/10°C	8	1 h.	2 h.
+15/15°C	5	1 h.	2 h.
+20/20°C	2,5	45 min.	90 min.
+25/25°C	2	45 min.	90 min.
+30/25°C	2	45 min.	90 min.
+35/25°C	1,5	30 min.	60 min.
+40/25°C	1,5	30 min.	60 min.

*cartridge min. +5°C.

Health and Safety:

For further information on safety, refer to product safety data sheet.

The information and data contained in this Product Information sheet are based on extensive laboratory testing and our practical experiences and are meant for helping the user to find optimum working methods. As the conditions at the user are beyond our control, we make no warranties concerning the results, achieved by the products. The information's in this Product Information sheet are typical values, intended as a guideline. They should not be regarded as product specifications. Please also refer to our standard sales conditions and terms of delivery.

DANA LIM A/S - KØBENHAVNSVEJ 220 - DK-4600 KØGE – DENMARK – INFO@DANALIM.DK

PH. (+45) 56 64 00 70 - TECHNICAL SERVICE PH. (+45) 56 64 00 75